

Blue-White®

PRECISION CHEMICAL FEED for POOLS & SPAS

FLEXFLO® A1A & A2A Peristaltic Metering Pumps

**RELIABLE AND MINIMAL MAINTENANCE
PUMPS DESIGNED FOR HIGH VOLUME
AQUATICS AND WATER PARKS.**

Minimal Maintenance:

- Self-Priming even against maximum line pressure.
- Does not vapor lock or lose prime.
- Has no valves that can clog.
- Patented Tube Failure Detection system to detect leaks in the pump head.

Reliable:

- Variable Speed DC Motor.
- Accurate and easy to read touch screen digital display.
- 2 year warranty.

FLEXFLO® A1A BENEFITS

- Precise chemical feed up to .01 to 100GPD (.01 to 15.8 LPH).
- Max working pressure of 40 PSI (2.76 Bar).
- Enclosure Rating NEMA 4x (IP66).
- Standards NSF/ANSI 61, CE, cETLus, RoHS.
- Power supply 100 to 240VAC-50/60Hz.

FLEXFLO® A2A BENEFITS

- Precise chemical feed up to 1.44 to 381.6 GPD (.21 to 60.2 LPH).
- Max working pressure of 50 PSI (3.5 Bar).
- Enclosure Rating NEMA 4x (IP66).
- Standards NSF/ANSI 61, CE, cETLus, RoHS.
- Power supply 100 to 240VAC-50/60Hz.



Flex-A-Prene® Heavy-Duty Peristaltic Pump Tubing

Engineered for optimum performance, including four times longer life than other pump tube assemblies. The single and multi-channel tubes are equipped with quick disconnect fittings that will assist the operator in quickly and safely disconnecting the tube.



Quick Disconnect Fittings

Blue-White's quick disconnect fittings can stop chemicals from pouring or spraying from your pump during maintenance. These fittings have active check valves that prevents chemical flow in the reverse direction.

Blue-White® is
ISO 9001:2015
Certified

Blue-White®

Learn more about the A1A at
www.blue-white.com



F-300 FLOW METER

QUICK, ACCURATE FLOW MEASUREMENT

Blue-White's F-300 Flow Meter is accurate and has reduced space requirements for installation. The aerodynamic pitot tube is designed for smooth fluid flow through the meter. There are four capture points resulting in no float bounce.

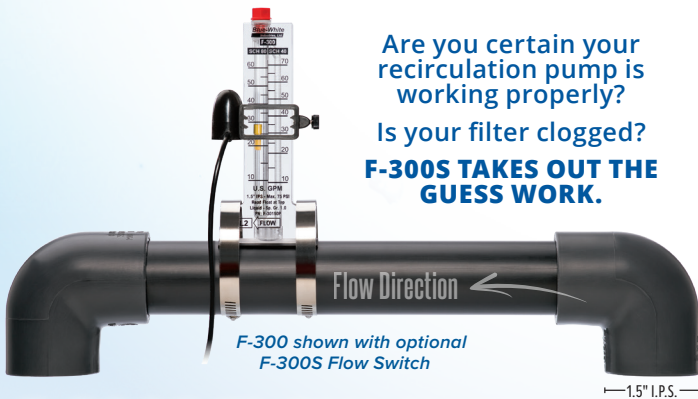
F-300 BENEFITS

- Installs quickly.
- Determine circulation system flow rate in seconds.
- One piece machined acrylic meter body.
- Easy to read, high resolution dual scale, permanently printed.
- Read flow from either side of body.
- Acceptable for outdoor installations (direct sunlight).
- NSF 50 Listed 1", 1.25", 1.5", 2" (L2), 2.5", 3", 4", 6", and 8" (L3)-horizontal flow only.

**Less than
1 PSI Pressure Drop.
No Float Bounce.**

**Improved Accuracy to
±5%* for 1" to 2" and
±10% for 2.5" to 8".**

*Higher accuracy (±2%) can be obtained,
see instruction manual.



Are you certain your
recirculation pump is
working properly?
Is your filter clogged?
**F-300S TAKES OUT THE
GUESS WORK.**

F-300S FLOW SWITCH

OPTIONAL FLOW SWITCH IS DESIGNED TO DETECT FLOW / NO FLOW.

When the New F-300 Flowmeters' magnetized yellow PVDF float enters the Alarm Trigger Zone of the F-300S Sensor, the built-in dry contact switch closes – providing a trigger to external devices.

IT'S A SWITCH, OR A SENSOR, OR BOTH!

Set up as a FLOW SWITCH: The F-300S detects if the flow rate is at the desired level.

Set up as a FLOW SENSOR: The F-300S detects whether the water is flowing through the pipe, or if there is a 'no flow' environment.



Set up as a FLOW SWITCH & SENSOR: Two F-300S Switches can be placed onto one meter to enable both features!

Red PVDF Cap
New material
doesn't fade or
crack!

**Dual Scale &
Easy Reading**
Now reads SCH
80 & SCH 40.
Permanent bold
black print!

**PVDF
Float**
"Non-stick",
chemical
resistant,
and
easy to
read color!!

**Pitot Tube
Design**



Blue-White®

5300 BUSINESS DRIVE
HUNTINGTON BEACH, CA 92649 USA

Phone: 714-893-8529

Fax: 714-894-9492

E-mail: sales@blue-white.com
www.blue-white.com

AUTHORIZED REPRESENTATIVE